

POOLS - SPAS - HOT TUBS PERMIT - APPLICATION CHECKLIST

THE INFORMATION CONTAINED IN THIS HANDOUT ILLUSTRATES WHAT IS REQUIRED FOR SUBMISSION FOR A PERMIT TO CONSTRUCT A POOL/SPA/HOT TUB. THE DRAWINGS INCLUDED ARE FOR INFORMATIONAL PURPOSES ONLY. THE INFORMATION YOU PROVIDE MUST BE SPECIFIC TO YOUR PROPOSED POOL/SPA/HOT TUB. MARK-UPS OF THESE DRAWINGS WILL NOT BE ACCEPTED.

PROVIDE THE FOLLOWING CONCERNING YOUR PROPOSED POOL/SPA/HOT TUB

- ZONING APPROVAL APPLICATION – SEE ZA-1 (REQ'D FOR ALL APPLICATIONS)
ZONING APPROVAL IS REQUIRED PRIOR TO REVIEW BY THE CONSTRUCTION OFFICE FOR A CONSTRUCTION PERMIT
- LOCATION PLAN – SEE P-1 (REQ'D FOR ALL APPLICATIONS)
- PLANS BY A NJ LICENSED ENGINEER – (REQ'D FOR INGROUND POOLS)
- POOL ENCLOSURE OR FENCE – SEE P-2 AND P-3 (REQ'D FOR ALL APPLICATIONS)
- PLUMBING BACKFLOW PREVENTER – (REQ'D FOR ALL APPLICATIONS)
- ELECTRICAL PLANS – SEE P-4 (REQ'D FOR ALL APPLICATIONS)

IF YOU HAVE ANY QUESTIONS CONCERNING YOUR PROJECT, CALL THE BUILDING, ELECTRICAL OR PLUMBING SUBCODE OFFICIAL MONDAY, WEDNESDAY, OR FRIDAY FROM 8:00AM TO 11:00AM AT 609-894-3330.

PEMBERTON TOWNSHIP
CONSTRUCTION OFFICE
500 PEMBERTON BROWNS MILLS ROAD
PEMBERTON, NEW JERSEY 08068
VOICE: 609-894-3330 FAX: 609-894-7976

POOL – SPA – HOT TUB
INFORMATION
DRAWINGS



TOWNSHIP OF PEMBERTON

Department of Community Development

Zoning Division 609-894-3306 Fax: 609-894-7976
500 Pemberton-Browns Mills Road
Pemberton, New Jersey 08068-1539
www.pemberton-twp.com

April 30, 2014

GENERAL INSTRUCTIONS TO OBTAIN A ZONING PERMIT FOR A RESIDENTIAL SWIMMING POOL

GENERAL INFORMATION:

1. A completed Zoning Permit Application is required for all Residential Swimming Pools.
2. Important considerations when constructing a Residential Swimming pool:
 - a. Zoning Definitions and Requirements under Chapter 190-5:

STRUCTURE

Anything constructed, assembled or erected which requires location on the ground or attachment to something having location on the ground, including buildings, fences, tanks, towers, signs, advertising devices, swimming pools and tennis courts.

SWIMMING POOL, PORTABLE

Portable pools shall not be subject to the requirements of § [190-46](#) and are those pools which are not otherwise permanently installed; do not require water filtration, circulation and purification; do not exceed 18 inches in depth; do not exceed a water surface area of 100 square feet; and do not require braces or supports.

SWIMMING POOL, PRIVATE RESIDENTIAL

Means and includes artificially constructed pools, whether located above or below the ground, having a depth of more than 18 inches and/or a water surface of 100 square feet or more, designed and maintained for swimming and bathing purposes by an individual for use by members of his household and guests and which is located on a lot as an accessory use, and includes all buildings, structures, equipment and appurtenances thereto.

- b. All Private Residential Swimming Pools also require a Building Permit from the Construction Office. This information is included in this packet.

ZONING PERMIT APPLICATION REQUIREMENTS:

1. A completed Zoning Permit Application form with all required information included. See Form ZA-1.
2. Survey or site plan, drawn to scale, showing proposed location of the swimming pool, dimensions of the swimming pool, distance from swimming pool to lot lines and distance from swimming pool to any structure as specified on Form ZA-1. A sample drawing is attached see P-1.
3. A drawing depicting the swimming pool barrier and gate elevation with all information as identified on the sample drawing attached as P-3.

PRIVATE RESIDENTIAL SWIMMING POOL REQUIREMENTS:

1. The installation or construction of a SWIMMING POOL shall be in conformance with the requirements established in Chapter §190-46 and Chapter §190-53 as shown below (<http://ecode360.com/11302840>):

Chapter §190-46 -- SWIMMING POOL REQUIREMENTS

- A. No private residential swimming pool shall be constructed or installed on any lot unless the lot contains a residence building. Pools shall be located in rear yard areas only and shall meet the setback distances for accessory buildings as specified in Article IV for each particular zoning district.
 - B. A swimming pool shall occupy no more than 75% of the rear yard area in which it is located.
 - C. A private residential swimming pool area must be surrounded by a suitable self-latching fence at least four feet but no more than six feet in height.
2. If you have a corner lot, place the swimming pool at least the front yard setback from any street frontage plus 10 feet. For additional information, see Chapter §190-53.A., §190-53.B. and §190-53.D. (<http://ecode360.com/11304174>)

Chapter § 190-53 -- CORNER LOTS

- A. Any building located on a corner lot shall be set back from both streets at least the required front yard distance(s), but in no case less than the required distance(s) formed by the sight triangles specified in § 190-34C except in R-60, R-80, R-96, R-100 and R-200 Zones, where required front yard setbacks shall prevail.
 - B. Any building located on a corner lot shall be set back from any lot line (except street lines) at least the required side yard distance.
 - C. (Reserved)
 - D. Swimming pools or accessory buildings located on corner lots may be located in side yard areas and shall be set back at least the required front yard distance, plus 10 feet.
3. If you do not know the Zoning District of the property for the swimming pool application, you can find it on the Pemberton Township online GIS at http://www.pemberton-twp.com/pemberton_gis. You can search for the property by address or Block and Lot. You must ensure that there is a check in the box next to Zoning on the right.
 4. The Zoning Ordinance does not permit a swimming pool in an easement.
 5. The Township of Pemberton has no authority to enforce deed restrictions, covenants or adopted rules of a homeowner's association.
 6. If you are a tenant, you must submit an approval letter from the property owner.

**ZONING PERMIT APPLICATION
TOWNSHIP OF PEMBERTON**

Zoning Department
500 Pemberton-Browns Mills Road
Pemberton, New Jersey 08068-1539
609-894-3306 Fax: 609-894-7976

FOR OFFICE USE ONLY

Permit/Receipt # _____

Date Received: _____

Received by: _____

Response Due: _____

Review Date: _____

Approved/Denied: _____

ALL ITEMS MUST BE COMPLETED OR THE APPLICATION WILL BE REJECTED

ADDRESS OF PROJECT: _____ BLOCK(S): _____

ZONE: (if known) _____ LOT(S): _____

NON-RESIDENTIAL RESIDENTIAL

EXISTING USE: _____

PROPOSED IMPROVEMENTS AND/OR USE (be specific): _____

A COPY OF SURVEY, SCALED OR ACCURATE DRAWING REQUIRED: Please show location of proposed projection(s) indicating setbacks, location of streets indicating street names and dimensions of the property. All easements and rights-of-way should be indicated.

State law allows ten (10) days to review a complete zoning permit application.

Lot Size _____ **X** _____ Lot Sq Ft _____

FENCE DECK/PATIO NEW DWELLING ACCESSORY USE SHED
 GARAGE/POLE BARN POOL/HOT TUB ADDITION OTHER _____

(above or inground)

Please complete the following information where applicable:

SIZE: _____ x _____ HEIGHT: _____ SIZE: SQ FT _____
LENGTH WIDTH (OVER 500 SQ FT MAY REQUIRE GRADING PLAN)

SETBACKS: FRONT: _____ REAR: _____ SIDE: _____ SIDE: _____

Is the lot an inside or corner lot? INSIDE LOT CORNER LOT

If application is for an accessory structure: Distance to principal structure: _____

Provide principal structure: Dimensions/sq ft _____ / _____ Height _____

Is this property serviced by *septic or sewer* _____

Was Planning Board or Zoning Board approval required for this improvement and/or property?

NO YES If yes, date approved? _____

APPLICANT NAME: _____ OWNER NAME: _____

ADDRESS: _____ ADDRESS: _____

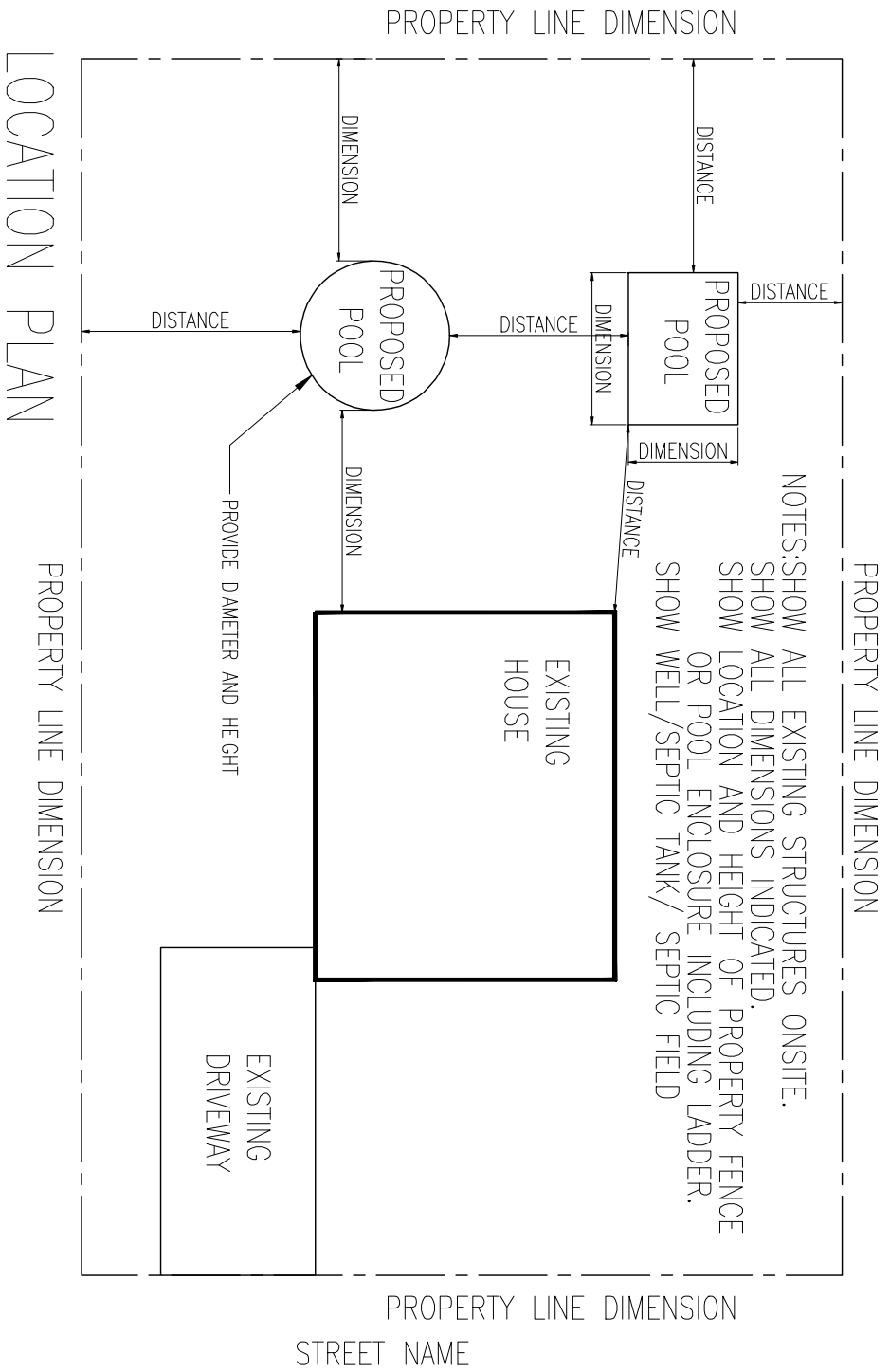
CITY, STATE ZIP: _____ CITY, STATE, ZIP: _____

PHONE: _____

APPLICANT/OWNER SIGNATURE _____

Applicant/Owner is responsible for accuracy of documentation and information submitted.

ZA-1



NOT TO SCALE

SEE ZA-1 FOR ITEMS THAT MUST BE SHOWN ON THE LOCATION PLAN.
 INDICATE PROPOSED POOL FENCE ENCLOSURE: HEIGHT, GATES, LATCH LOCATION AND HEIGHT
 FOR ABOVE GROUND POOLS, SHOW LADDER ENCLOSURE, WITH GATE AND LATCH INFORMATION
 SEE ATTACHED SECTION AG 105 FOR ENCLOSURE REQUIREMENTS

POOL - SPA - HOT TUB
 INFORMATION
 DRAWINGS
 P-1

PEMBERTON TOWNSHIP
 CONSTRUCTION OFFICE
 500 PEMBERTON BROWNS MILLS ROAD
 PEMBERTON, NEW JERSEY 08068
 VOICE: 609-894-3330 FAX: 609-894-7976

SECTION 3109
 SWIMMING POOL ENCLOSURES AND
 SAFETY DEVICES

3109.1 General. Swimming pools shall comply with the requirements of this section and other applicable sections of this code.

3109.2 Definition. The following word and term shall, for the purposes of this section and as used elsewhere in this code, have the meaning shown herein.

SWIMMING POOLS. Any structure intended for swimming, recreational bathing or wading that contains water over 24" deep. This includes in-ground, above-ground and on-ground pools; hot tubs; spas and fixed-in-place wading pools.

3109.3 Public swimming pools. Public swimming pools shall be completely enclosed by a fence at least 4 feet in height or a screen enclosure. Openings in the fence shall not permit the passage of a 4" diameter sphere. The fence or screen enclosure shall be equipped with self-closing and self-latching gates.

3109.4 Residential swimming pools. Residential swimming pools shall comply with Sections 3109.4.1 through 3109.4.3.

Exception: A swimming pool with a power safety cover or a spa with a safety cover complying with ASTM F 1346.

3109.4.1 Barrier height and clearances.

The top of the barrier shall be at least 48" above grade measured on the side of the barrier that faces away from the swimming pool. The maximum vertical clearance between grade and the bottom of the barrier shall be 2" measured on the side of the barrier that faces away from the swimming pool. Where the top of the pool structure is above grade, the barrier is authorized to be at ground level or mounted on top of the pool structure, and the maximum vertical clearance between the top of the pool structure and the bottom of the barrier shall be 4".

3109.4.1.1 Openings.

Openings in the barrier shall not allow passage of a 4" diameter sphere. 3109.4.1.2 Solid barrier surfaces. Solid barriers which do not have openings shall not contain indentations or protrusions except for normal construction tolerances and tooled masonry joints.

3109.4.1.3 Closely spaced horizontal members.

Where the barrier is composed of horizontal and vertical members and the distance between the tops of the horizontal members is less than 45", the horizontal members shall be located on the swimming pool side of the fence. Spacing between vertical members shall not exceed 13 1/4" in width. Where there are decorative cutouts within vertical members, spacing within the cutouts shall not exceed 13 1/4" in width.

3109.4.1.4 Widely spaced horizontal members.

Where the barrier is composed of horizontal and vertical members and the distance between the tops of the horizontal members is 45" or more, spacing between vertical members shall not exceed 4". Where there are decorative cutouts within vertical members, spacing within the cutouts shall not exceed 13 1/4" in width.

POOL ENCLOSURE INFORMATION

SHOW YOUR ENCLOSURE DIMENSIONS AND LOCATION

3109.4.1.5 Chain link dimensions.

Maximum mesh size for chain link fences shall be a 2 1/4" square unless the fence is provided with slats fastened at the top or the bottom which reduce the openings to no more than 1 3/4".

3109.4.1.6 Diagonal members.

Where the barrier is composed of diagonal members, the maximum opening formed by the diagonal members shall be no more than 13 1/4".

3109.4.1.7 Gates.

Access doors or gates shall comply with the requirements of Sections 3109.4.1.1 through 3109.4.1.6 and shall be equipped to accommodate a locking device. Pedestrian access doors or gates shall open outward away from the pool and shall be self-closing and have a self-latching device. Doors or gates other than pedestrian access doors or gates shall have a self-latching device. Release mechanisms shall be in accordance with Sections 1008.1.9 and 1109.12. Where the release mechanism of the self-latching device is located less than 54" from the bottom of the door or gate, the release mechanism shall be located on the pool side of the door or gate at least 3" below the top of the door or gate, and the door or gate and barrier shall have no opening greater than 1/2" within 18" of the release mechanism.

3109.4.1.8 Dwelling wall as a barrier. Deleted.

3109.4.1.9 Pool structure as barrier.

Where an aboveground pool structure is used as a barrier or where the barrier is mounted on top of the pool structure, and the means of access is a ladder or steps, then the ladder or steps shall be surrounded by a barrier which meets the requirements of Sections 3109.4.1.1 through 3109.4.1.8.

3109.4.2 Indoor swimming pools.

Walls surrounding indoor swimming pools shall not be required to comply with Section 3109.4.1.8.

3109.4.3 Prohibited locations.

Barriers shall be located so as to prohibit permanent structures, equipment or similar objects from being used to climb the barriers.

3109.5 Entrapment avoidance.

Suction outlets shall be designed and installed in accordance with ANSI/APSP-7, SECTION 3110 SWIMMING POOLS AND SPAS

3110.0 Swimming pools and spas

Swimming pools and spas shall be constructed in accordance with Sections 3110.1 through 3110.6.

3110.3 Permanently installed residential spas.

Permanently installed residential spas shall be designed and constructed in conformance with ANSI/APSP-3 as listed in Chapter 35. 3110.4 Above-ground and on-ground residential swimming pools. Above-ground and on-ground residential swimming pools shall be designed and constructed in conformance with ANSI/APSP-4 as listed in Chapter 35.

3110.5 Residential in-ground swimming pools.

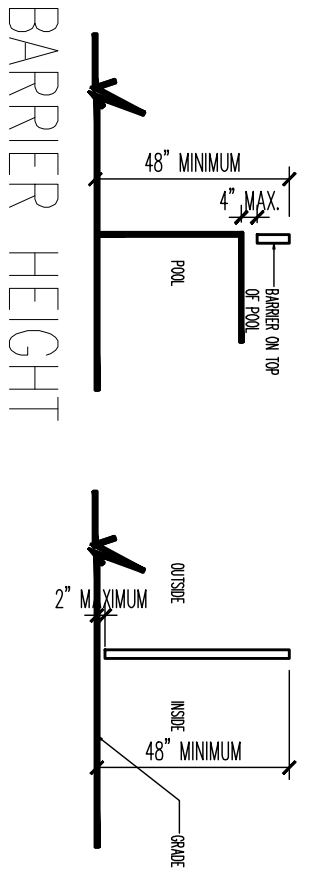
Residential in-ground swimming pools shall be designed and constructed in conformance with ANSI/APSP-5 as listed in Chapter 35.

3110.6 Portable spas.

Portable spas shall be designed and constructed in conformance with ANSI/APSP-6 as listed in Chapter 35. INTERNATIONAL BUILDING CODE 2009, NEW JERSEY EDITION 527 SPECIAL CONSTRUCTION

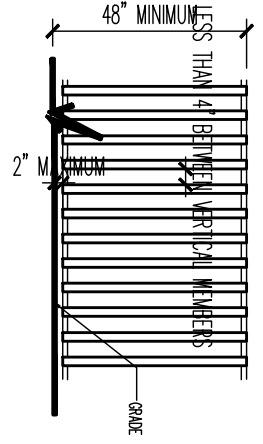
PEMBERTON TOWNSHIP
 CONSTRUCTION OFFICE
 500 PEMBERTON BROWNS MILLS ROAD
 PEMBERTON, NEW JERSEY 08068
 VOICE: 609-894-3330 FAX: 609-894-7976

POOL – SPA – HOT TUB
 INFORMATION
 DRAWINGS
 P-2

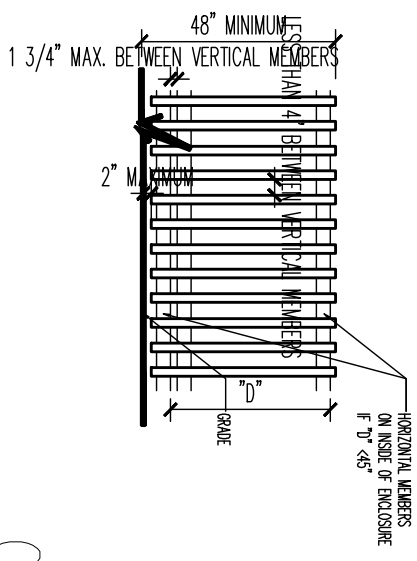


BARRIER HEIGHT

NOT TO SCALE



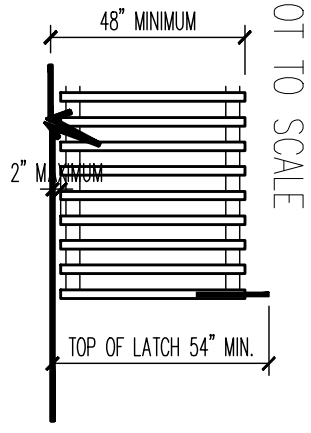
BARRIER OPENINGS



CHAIN LINK

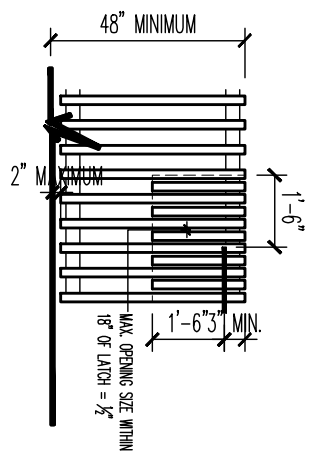
NOT TO SCALE

2 1/4" MAX.
2 1/4" MAX.



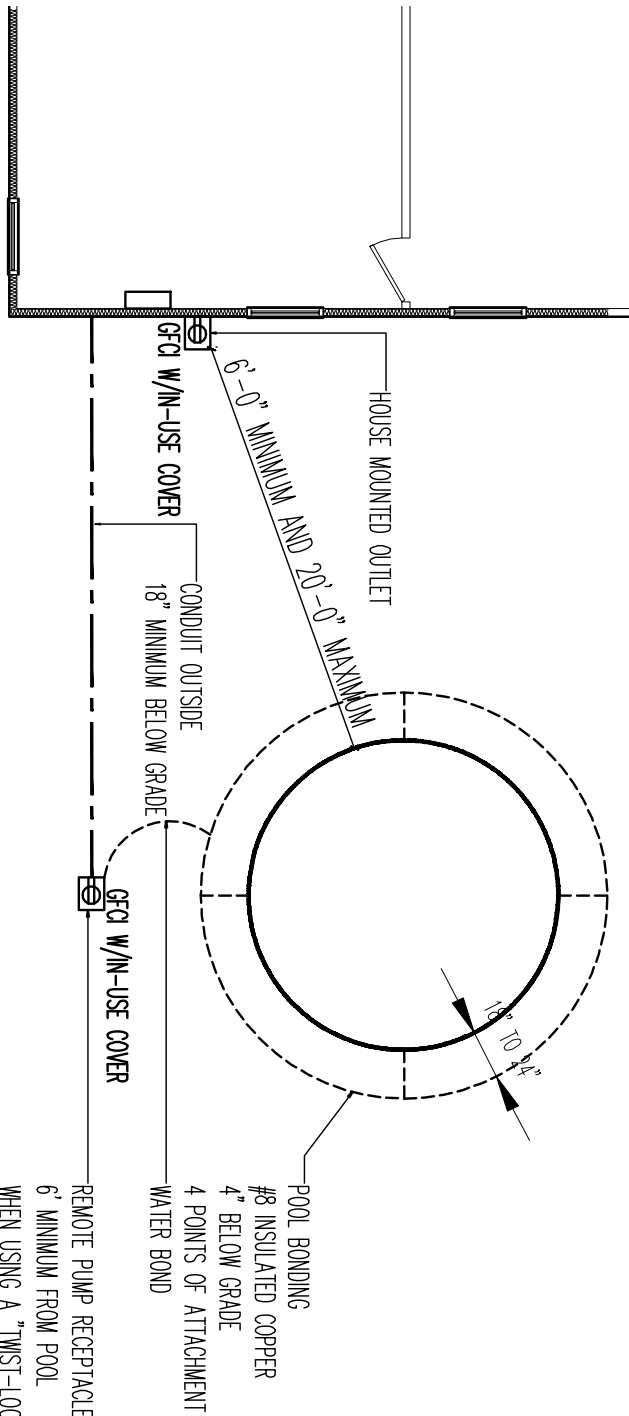
BARRIER GATES

SWING OUT - SELF CLOSING - SELF LATCHING



ELECTRICAL ITEMS TO INCLUDE:

- 20 AMP BREAKER
- UF WIRE IS NOT PERMITTED - SINGLE CONDUCTORS #12
- 3/4" CONDUIT
- GFCI PROTECTION
- POOL BONDING #8 INSULATED SOLID COPPER
- TWIST-LOCK (CORD AND PLUG) WITH "IN-USE" COVER FOR MOTOR
- GFCI CONVENIENCE OUTLET
- WEATHERPROOF SWITCH FOR MOTOR
- TIME CLOCK



POOL BONDING
#8 INSULATED COPPER
4" BELOW GRADE
4 POINTS OF ATTACHMENT
WATER BOND

REMOTE PUMP RECEPTACLE
6' MINIMUM FROM POOL
WHEN USING A "TWIST-LOCK" PLUG
MAY BE ADJACENT WHEN HARDWIRED.
TIME CLOCK NO CLOSER THAN 6'.

ABOVE GROUND ELECTRICAL EXAMPLE

SCALE 1/8" = 1'-0"

TO OBTAIN ALL 2011 NEC INFO, VISIT www.resource.org/pub/us/code/ibr/nfpa.nec.2011.html
ARTICLE 680

Swimming Pools, Fountains, and Similar Installations - BEGINS ON PAGE 70-575

PEMBERTON TOWNSHIP
CONSTRUCTION OFFICE
500 PEMBERTON BROWNS MILLS ROAD
PEMBERTON, NEW JERSEY 08068
VOICE: 609-894-3330 FAX: 609-894-7976

POOL - SPA - HOT TUB
INFORMATION
DRAWINGS
P-4